


Blackberry Lemonade Distillate

Sample ID: 2601EAZ0051.0230
Strain: Blackberry Lemonade
Matrix: Concentrates & Extracts
Type: Distillate
Batch#: FP169-BL

Collected: 01/23/2026 11:45 AM
Received: 01/23/2026
Completed: 01/29/2026
Sample Size: 14.66 g;

Harvest Date: 10/23/2025
Manufacture Date: 01/23/2026
External Lot ID#:
Production Method: Other Hydrocarbon

Client
Apache County Dispensary LLC
Lic. # 00000133ESGJ79432018
2155 East 5th St
Tempe, AZ 85281



Summary

Test	Date Tested	Instr. Method	Result
Batch			Pass
Cannabinoids	01/26/2026	LC-UV VIS	Complete
Terpenes	01/26/2026	GC-MS	Complete
Microbial Impurities	01/29/2026	3M Plating & qPCR	Pass

Cannabinoids

Method: SOPAZ_M-CANNABINOIDS

83.489 %

Total THC

0.140 %

Total CBD

85.997 %

Total Cannabinoids ^{Q3}

Analytes	LOQ	Result	Result	Q
	mg/g	%	mg/g	
THCA	0.784	ND	ND	
Δ9 THC	0.784	83.489	834.89	
Δ8 THC	0.784	ND	ND	
THCVA	0.784	ND	ND	
THCV	0.784	0.246	2.46	
CBDA	0.784	ND	ND	
CBD	0.784	0.140	1.40	
CBN	0.784	0.158	1.58	
CBGA	0.784	ND	ND	
CBG	0.784	1.964	19.64	
CBCA	0.784	ND	ND	
CBC	0.784	ND	ND	
Total THC		83.489	834.89	
Total CBD		0.140	1.40	
Total Cannabinoids		85.997	859.97	Q3
Sum of Cannabinoids		85.997	859.97	Q3

Date Tested: 01/26/2026

Total THC = THCa * 0.877 + Δ9-THC; Total CBD = CBDA * 0.877 + CBD; Total Cannabinoids = (cannabinoid acid forms * 0.877) + cannabinoids; Sum of Cannabinoids = cannabinoid acid forms + cannabinoids; LOQ = Limit of Quantitation; NT = Not Tested; ND = Not Detected Moisture Method: SOPAZ_M-MOISTURE



Kevin Nolan
Kevin Nolan
Laboratory Technical Director | 01/29/2026

Firas Haddad
Firas Haddad
Laboratory Manager | 01/29/2026



Blackberry Lemonade Distillate

Sample ID: 2601EAZ0051.0230
Strain: Blackberry Lemonade
Matrix: Concentrates & Extracts
Type: Distillate
Batch#: FP169-BL

Collected: 01/23/2026 11:45 AM
Received: 01/23/2026
Completed: 01/29/2026
Sample Size: 14.66 g;

Harvest Date: 10/23/2025
Manufacture Date: 01/23/2026
External Lot ID#:
Production Method: Other Hydrocarbon

Client: Apache County Dispensary LLC
Lic. # 00000133ESGJ79432018
2155 East 5th St
Tempe, AZ 85281

Terpenes






Method: SOPAZ_M-TERPENES

Analytes	LOQ	Result	Result	Q
	mg/g	mg/g	%	
β-Caryophyllene	0.198	14.705	1.470	Q3
β-Myrcene	0.198	9.251	0.925	Q3
δ-Limonene	0.198	9.151	0.915	Q3
Linalool	0.198	5.686	0.569	Q3
α-Humulene	0.198	3.863	0.386	Q3
α-Bisabolol	0.992	2.757	0.276	Q3
β-Pinene	0.198	1.335	0.134	Q3
Terpinolene	0.198	1.316	0.132	Q3
α-Pinene	0.198	1.290	0.129	Q3
α-Terpinene	0.198	1.173	0.117	Q3
trans-Nerolidol	0.238	0.729	0.073	Q3
Caryophyllene Oxide	0.992	<LOQ	<LOQ	Q3
cis-B-ocimene	0.198	0.459	0.046	Q3
Camphene	0.198	0.269	0.027	Q3
Eucalyptol	0.198	<LOQ	<LOQ	Q3
Guaiol	0.992	<LOQ	<LOQ	Q3
p-Cymene	0.198	<LOQ	<LOQ	Q3
γ-Terpinene	0.198	<LOQ	<LOQ	Q3
δ-3-Carene	0.198	<LOQ	<LOQ	Q3
trans-B-ocimene	0.198	ND	ND	Q3
Isopulegol	0.992	ND	ND	Q3
Geraniol	0.992	ND	ND	Q3
cis-Nerolidol	0.397	ND	ND	Q3
Total		51.986	5.199	Q3

Date Tested: 01/26/2026

LOQ = Limit of Quantitation; NT = Not Tested; ND = Not Detected.

Primary Aromas

 Clove	 Musky	 Citrusy	 Lavender	 Hops
--	--	--	---	---



Kevin Nolan
Kevin Nolan
Laboratory Technical Director | 01/29/2026

Firas Haddad
Firas Haddad
Laboratory Manager | 01/29/2026



Blackberry Lemonade Distillate

Sample ID: 2601EAZ0051.0230
Strain: Blackberry Lemonade
Matrix: Concentrates & Extracts
Type: Distillate
Batch#: FP169-BL

Collected: 01/23/2026 11:45 AM
Received: 01/23/2026
Completed: 01/29/2026
Sample Size: 14.66 g;

Harvest Date: 10/23/2025
Manufacture Date: 01/23/2026
External Lot ID#:
Production Method: Other Hydrocarbon

Client:
Apache County Dispensary LLC
Lic. # 00000133ESGJ79432018
2155 East 5th St
Tempe, AZ 85281

Microbial Impurities

Method: SOPAZ_M-ECOLI


Analytes	Result	Limit	Status	Q
Escherichia coli	<10 CFU/g	100 CFU/g	Pass	

Date Tested: 01/27/202026

Method: SOPAZ_M-MICROBIALS

Analytes	Result	Limit	Status	Q
Salmonella spp	Not Detected	Not Detected in One Gram	Pass	
Aspergillus flavus	Not Detected	Not Detected in One Gram	Pass	
Aspergillus niger	Not Detected	Not Detected in One Gram	Pass	
Aspergillus fumigatus	Not Detected	Not Detected in One Gram	Pass	
Aspergillus terreus	Not Detected	Not Detected in One Gram	Pass	

Date Tested: 01/29/2026



Kevin Nolan
Kevin Nolan
Laboratory Technical Director | 01/29/2026

Firas Haddad
Firas Haddad
Laboratory Manager | 01/29/2026



Blackberry Lemonade Distillate

Sample ID: 2601EAZ0051.0230
Strain: Blackberry Lemonade
Matrix: Concentrates & Extracts
Type: Distillate
Batch#: FP169-BL

Collected: 01/23/2026 11:45 AM
Received: 01/23/2026
Completed: 01/29/2026
Sample Size: 14.66 g;

Harvest Date: 10/23/2025
Manufacture Date: 01/23/2026
External Lot ID#:
Production Method: Other Hydrocarbon


Client
Apache County Dispensary LLC
Lic. # 00000133ESGJ79432018
2155 East 5th St
Tempe, AZ 85281

Qualifier Legend

- B1** *The target analyte detected in the calibration blank required or the method blank is at or above the limit of quantitation, but the sample result for potency testing, is below the limit of quantitation.*
- B2** *The target analyte detected in the calibration blank required or the method blank is at or above the limit of quantitation, but the sample result when testing for pesticides, fungicides, growth regulators, mycotoxins, heavy metals, or residual solvents, is below the maximum allowable concentration.*
- D1** *The limit of quantitation and the sample results were adjusted to reflect sample dilution.*
- I1** *The relative intensity of a characteristic ion in a sample analyte exceeded the acceptance with respect to the reference spectra, indicating interference.*
- L1** *When testing for pesticides, fungicides, herbicides, growth regulators, heavy metals, or residual solvents, the percent recovery of a laboratory control sample is greater than the acceptance limits, but the sample's target analytes were not detected above the maximum allowable concentrations for the analytes in the sample.*
- M1** *The recovery from the matrix spike was high, but the recovery from the laboratory control sample was within acceptance criteria.*
- M2** *The recovery from the matrix spike was low, but the recovery from the laboratory control sample was within acceptance criteria.*
- M3** *The recovery from the matrix spike was unusable because the analyte concentration was disproportionate to the spike level, but the recovery from the laboratory control sample was within acceptance criteria.*
- M4** *The analysis of a spiked sample required a dilution such that the spike recovery calculation does not provide useful information, but the recovery from the associated laboratory control sample was within acceptance criteria.*
- M5** *The analyte concentration was determined by the method of standard addition, in which the standard is added directly to the aliquots of the analyzed sample.*
- N1** *A description of the variance is described in the final report of testing according to R9-17- 404.06(B)(3)(d)(ii)*
- Q1** *Sample integrity was not maintained.*
- Q2** *The sample is heterogeneous, and sample homogeneity could not be readily achieved using routine laboratory practices.*
- Q3** *Testing result is for informational purposes only and cannot be used to satisfy dispensary testing requirements in R9-17-317.01(A) or labeling requirements in R9-17-317.*
- R1** *The relative percent difference for the laboratory control sample and duplicate exceeded the limit, but the recovery was within acceptance criteria.*
- R2** *The relative percent difference between values obtained according to subsection N is more than 40%.*
- V1** *The recovery from initial or continuing calibration verification standards is greater than the acceptance limits, but the sample's target analytes were not detected above the maximum allowable concentrations for the analytes in the sample.*

Report Notes




Kevin Nolan
Laboratory Technical Director | 01/29/2026


Firas Haddad
Laboratory Manager | 01/29/2026

